

# NPE M-120 HC series - 158.75x158.75



**EU Brand & Warranty**



**High Efficiency**

High module conversion efficiency (up to 20.5%), through innovative manufacturing technology.



**Low-Light Performance**

Advanced glass and solar cell surface texturing allow for excellent performance in low-light environments



**Severe Weather Resilience**

Certified to withstand : wind Load (2400 Pascal) And Snow Load (5400 Pascal)



**5 Busbar Solar Cell**

5 busbar solar cell adopts new technology to improve the efficiency of modules , offers a better aesthetic appearance.



**Superior Quality Control**

Full automatic production line  
ISO9001:2008 quality management system  
100% three times EL and appearance inspection



**Plus tolerance**

0-+5W positive power tolerance guarantees the highest system efficiency and yield stability



**Performance Guarantee**

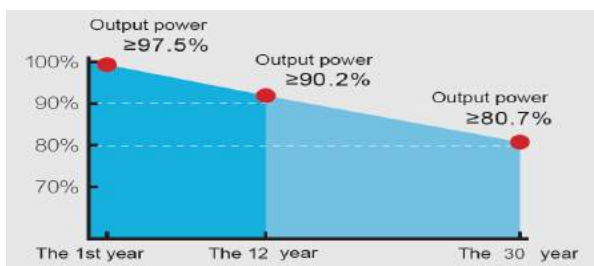
With the linear performance guarantee of 30 years and a product warranty of 12 years, NPE guarantees highest investment security and warranty claims.



**Certificates**

NPE solar modules are CE and TUV certified. Meet Australia CEC standard and on CEC list. Fire safety Class C

## Performance Assurance



IEC 61215, IEC 61730

ISO 9001: 2015 Quality management systems

ISO 14001: 2015 Environmental management systems

OHSAS 18001: 2007 Occupational health and safety management systems



## ELECTRICAL DATA

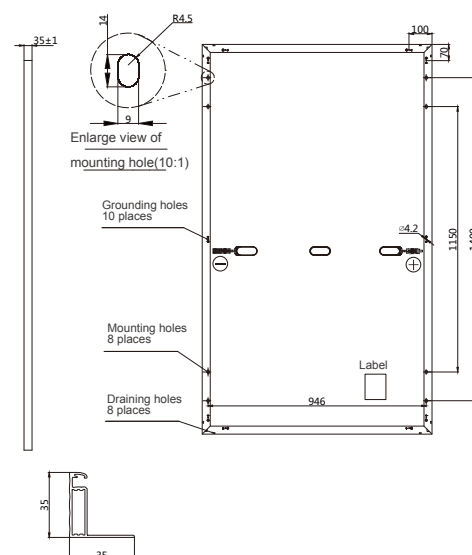

		NPE M 120HC - 325		NPE M 120HC - 330		NPE M 120HC - 335		NPE M 120HC - 340		NPE M 120HC - 345	
		STC	NOCT	STC	NOCT	STC	NOCT	STC	NOCT	STC	NOCT
Nominal power	Pm (Wp)	325Wp	242Wp	330Wp	246Wp	335Wp	250Wp	340Wp	253Wp	345Wp	257Wp
Voltage at max power	Vmp (V)	33.6V	31.6V	33.8V	31.8V	34.0V	32.0V	34.2V	32.2V	34.4V	32.4V
Current at max power	Imp (A)	9.68A	7.66A	9.77A	7.74A	9.87A	7.82A	9.96A	7.86A	10.04A	7.94A
Open circuit voltage	Voc (V)	41.1V	38.0V	41.3V	38.2V	41.5V	38.4V	41.7V	38.6V	41.9V	38.8V
Short-circuit current	Isc (A)	10.20A	8.54A	10.31A	8.65A	10.36A	8.74A	10.55A	8.86A	10.64A	8.97A
Module efficiency	(%)	19.26%		19.56%		19.85%		20.15%		20.45%	
System Voltage	(V)	1500									
Temp. coefficient Voc	(%; °C)	-0.28									
Temp. coefficient Isc	(%; °C)	0.06									
Temp. coefficient Pm	(%; °C)	-0.36									
Operating temp.	(°C)	-40 to +85									
NOCT	(°C)	45±2									

The electrical data apply to standard test conditions (STC): Irradiance of 1000 W/m<sup>2</sup> with spectrum AM 1.5 and a cell temperature of 25°C.

## TECHNICAL DATA

Junction box	3 bypass diodes, IP68
Wire cross section (Ø, mm <sup>2</sup> )	4.0
Cable lenght (mm)	Anode 290mm Cathode 145mm
Connector type	QC 4.10-35
Dimensions (L x W x H, mm)	1682 x 1002 x 35
Weight (kg)	18.8
Cell dimensions (mm)	158.75 x 158.75
No of cells / assembly	120 / 6x20
Type of cells	Mono-PERC
Hail resistance	Max. Ø 28 mm at 23 m/s
Wind load	2400Pa / 244kg / m <sup>2</sup>
Mechanical load	5400Pa / 550kg / m <sup>2</sup>

## DIMENSIONS



## I-V CURVE

