

NPE M-120 HC series - 166 x 166



EU Brand & Warranty



High Efficiency

High module conversion efficiency (up to 20.0%), through innovative manufacturing technology.



Low-Light Performance

Advanced glass and solar cell surface texturing allow for excellent performance in low-light environments



Severe Weather Resilience

Certified to withstand : wind Load (2400 Pascal) And Snow Load (5400 Pascal)



9 Busbar Solar Cell

9 busbar solar cell adopts new technology to improve the efficiency of modules , offers a better aesthetic appearance.



Superior Quality Control

Full automatic production line
ISO9001:2008 quality management system
100% three times EL and appearance inspection



Plus tolerance

0-+5W positive power tolerance guarantees the highest system efficiency and yield stability



Performance Guarantee

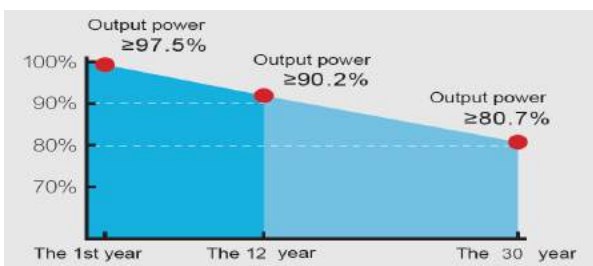
With the linear performance guarantee of 30 years and a product warranty of 12 years, TPL Solar guarantees highest investment security and warranty claims.



Certificates

NPE Solar modules are CE and TUV certified. Meet Australia CEC standard and on CEC list. Fire safety Class C

Performance Assurance



IEC 61215, IEC 61730

ISO 9001: 2015 Quality management systems

ISO 14001: 2015 Environmental management systems

OHSAS 18001: 2007 Occupational health and safety management systems



ELECTRICAL DATA

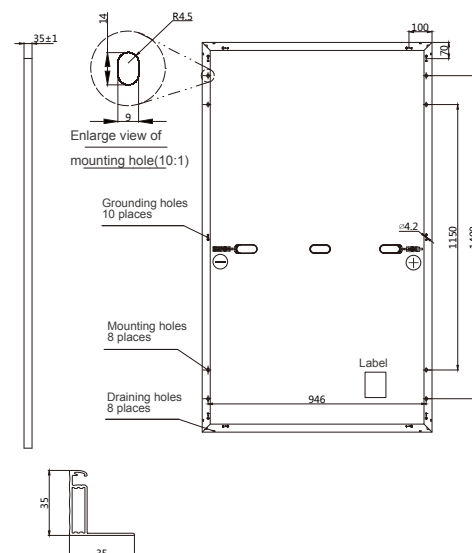

		NPE M 120HC-350M		NPE M 120HC-355M		NPE M 120HC-360M		NPE M 120HC-365M		NPE M 120HC-370M	
		STC	NOCT	STC	NOCT	STC	NOCT	STC	NOCT	STC	NOCT
Nominal power	Pm (Wp)	350Wp	261Wp	355Wp	265Wp	360Wp	269Wp	365Wp	272Wp	370Wp	276Wp
Voltage at max power	Vmp (V)	33.3V	31.0V	33.5V	31.2V	33.7V	31.4V	33.9V	31.6V	34.0V	31.8V
Current at max power	Imp (A)	10.52A	8.41A	10.61A	8.48A	10.69A	8.55A	10.78A	8.62A	10.86A	8.68A
Open circuit voltage	Voc (V)	40.0V	37.6V	40.2V	37.8V	40.4V	38.0V	40.6V	38.2V	40.8V	38.4V
Short-circuit current	Isc (A)	11.28A	9.10A	11.33A	9.14A	11.40A	9.20A	11.47A	9.25A	11.54A	9.31A
Module efficiency	(%)	18.91%		19.20%		19.52%		19.73%		20.02%	
System Voltage	(V)	1500									
Temp. coefficient Voc	(%; °C)	-0.27									
Temp. coefficient Isc	(%; °C)	0.05									
Temp. coefficient Pm	(%; °C)	-0.35									
Operating temp.	(°C)	-40 to +85									
NOCT	(°C)	45±2									

The electrical data apply to standard test conditions (STC): Irradiance of 1000 W/m² with spectrum AM 1.5 and a cell temperature of 25°C.

TECHNICAL DATA

Junction box	3 bypass diodes, IP68
Wire cross section (Ø, mm ²)	4.0
Cable lenght (mm)	Anode 290mm Cathode 145mm
Connector type	QC 4.10-35
Dimensions (L x W x H, mm)	1755 x 1038 x 35
Weight (kg)	20.0
Cell dimensions (mm)	166 x 166
No of cells / assembly	120 / 6x20
Type of cells	Mono-PERC
Hail resistance	Max. Ø 28 mm at 23 m/
Wind load	2400Pa / 244kg / m ²
Mechanical load	5400Pa / 550kg / m ²

DIMENSIONS



I-V CURVE

